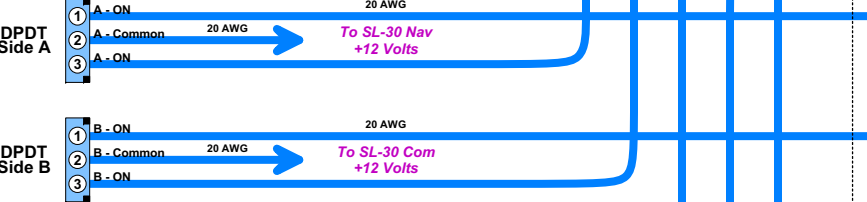


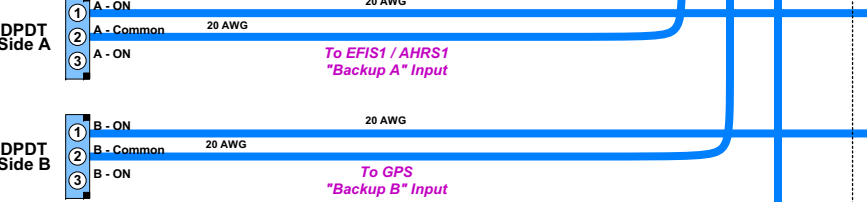
Emergency Bypass:
- SL-30 NAV
- SL-30 COM

Function: Toggle Switch
Model: S700-2-3
Manufacture: B&C
Amps: 0
Weight: 1.3 oz
Location: Right Hand Console



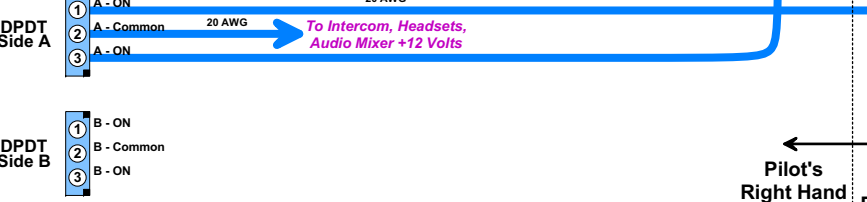
Emergency Bypass:
- EFIS1/AHRS1
- GPS

Function: Toggle Switch
Model: S700-2-3
Manufacture: B&C
Amps: 0
Weight: 1.3 oz
Location: Right Hand Console



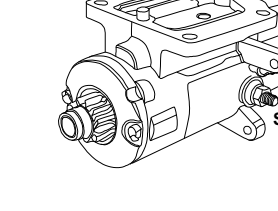
Emergency Bypass:
- Intercom/Headsets
- N/C

Function: Toggle Switch
Model: S700-2-3
Manufacture: B&C
Amps: 0
Weight: 1.3 oz
Location: Right Hand Console



Emergency Bypass Circuits

Function: Engine Starter
Model: HITorque NLine
Manufacture: Skytec
Amps: 185
Weight: 150 oz
Location: Engine



Function: Starter Contactor
Model: ES 24021
Manufacture: Van's
Amps: 4
Weight: 12oz
Location: Firewall

Function: Primary Alternator
Model: AL12-E160B
Manufacture: Plane Power
Amps: 0.0
Weight: 111 oz
Location: Engine Boss Mount

Function: Current Limiter
Model: C905-60
Manufacture: B&C
Amps: 0.0
Weight: 1 oz
Location: Firewall

Function: GPU Contactor
Model: S701-1
Manufacture: B&C
Amps: 4
Weight: 13oz
Location: Rear Fuselage

Function: Resistor
Model: 1000 Ohm / 1 Watt
Manufacture: Various

Function: Ground Power Plug
Model: 4821B
Manufacture: Aircraft Spruce
Amps: 0
Weight: 14.3 oz
Location: Rear Baggage Area

RV-8
N998R / Serial #82880
Matt Dralle
Version 1.17 / January 10 2009
Backbone Wiring