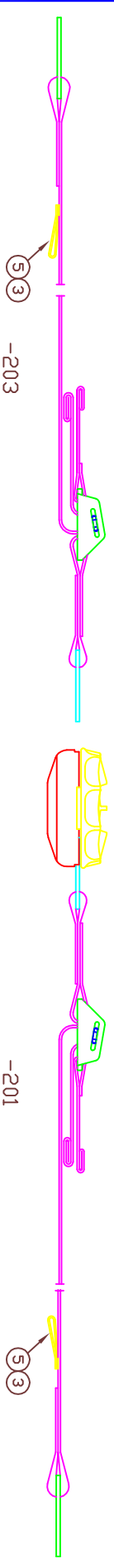
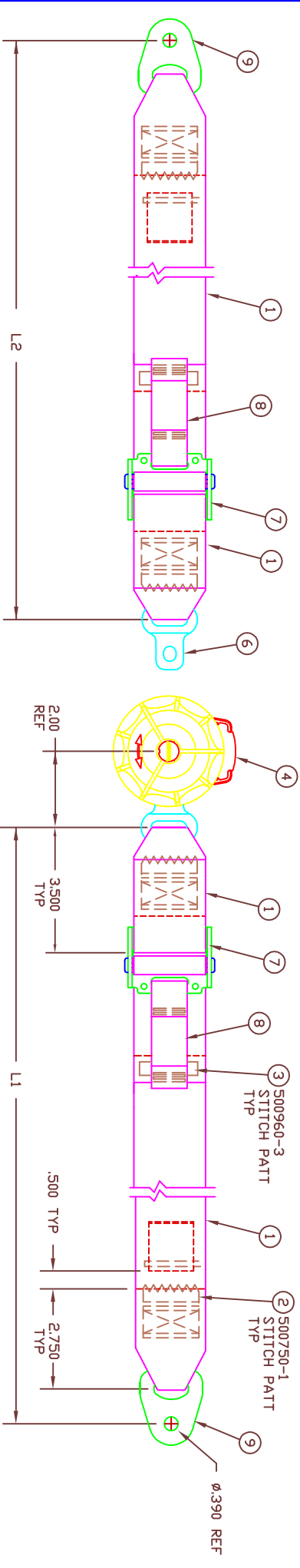
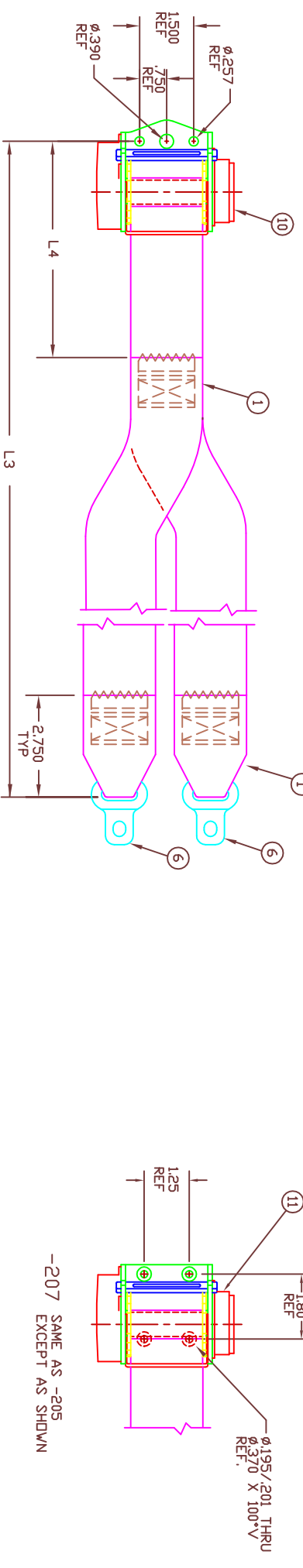


TRIM & FINISH TABLE				CONFIGURATION ITEM 4		PLATING CODE TABLE		
CODE	L1	L2	L3	L4	L.H. FIXED	R.H. FIXED	CODE	FINISH
01	25.00	25.00	67.00	38.00			1	STANDARD FINISH
02	25.00	25.00	67.00	38.00				

LTR	DESCRIPTION	DATE	APPROVED
-	NEW DRAWING RELEASE	4-19-01	DG DM

THIS DRAWING CONTAINS PROPRIETARY DESIGNS, SPECIFICATIONS, DATA, INFORMATION, AND TECHNICAL MATERIAL THAT ARE THE SOLE PROPERTY OF AM-SAFE, INC. TO BE HELD AND TREATED BY ITS RECIPIENT ON CONFIDENTIAL BASIS, AND NOT TO BE SHOWN, DISCLOSED, REPRODUCED OR MANUFACTURED WITHOUT THE WRITTEN PERMISSION OF AM-SAFE, INC.



QTY/REQD PER ASSY	PART OR IDENTIFYING NO.	DESCRIPTION	MATERIAL OR NOTE	SPECIFICATION	ITEM
1	501580-449	INERTIA REEL ASSY			11
1	501580-541	INERTIA REEL ASSY			10
1	500782-11	PULL TAB			9
1	500976-425	ADJUSTER ASSY			8
1	503050-411	CONNECTOR		BLACK ANOD. REF	7
2	502199-9	CONNECTOR			6
1	501739-1	BUCKLE ASSY			5
1	504928-1	BUCKLE ASSY			4
		THREAD		69	3
		THREAD		207	2
		WEAVING		T1200-5	1
		SHOULDER HARNESS			
		SHOULDER HARNESS			
		CONNECTOR HALF			
		BUCKLE HALF			
		RESTRAINT SYSTEM ASSY			
		RESTRAINT SYSTEM ASSY			

- FOR COMPLETE PART NO & SUB-ASSY NO. SEE NOTES 4 & 11
- LABEL TO INCLUDE THE FOLLOWING INFORMATION:  
PART NO. SEE NOTE 4  
SUB-ASSY: SEE NOTE 11  
DATE OF MFG. RATED: 3000 LBS  
CONFRMS TO FAA TSD-C114
- DECAL TO READ AS FOLLOWS:  
PART NO: SEE NOTE 4  
SUB-ASSY: SEE NOTE 11  
CALIB. .75-1.59 RATED: 2500 LBS  
DATE OF MFG. RATED: 2500 LBS  
CONFRMS TO FAA TSD-C114
- PART NUMBER CODE  
4044-X-XXX-XXXX  
LAST 4 DIGITS OF WEB P/N PER DWG 502669  
PLATING CODE (1 THRU 9)  
TRIM & FINISH CODE (01 THRU 99)  
CONFIGURATION (1 THRU 9)  
DRAWING NO.
- FOR WEAVING AND THREAD PART NO/COLOR/SPECIFICATION/  
SOURCE SEE DWG NO 502669.
- PRODUCTION TEST PER ES03402-1
- REPAIR OR DISASSEMBLY OF THIS SYSTEM MAY BE CARRIED OUT ONLY BY AM-SAFE INC (USA) OR AM-SAFE LTD (UK) OR AN AM-SAFE APPROVED REPAIR STATION. AM-SAFE INC IS NOT RESPONSIBLE FOR DAMAGE OR MALFUNCTION RESULTING FROM ANY UNAUTHORIZED ATTEMPT TO REPAIR OR DISASSEMBLE THE RESTRAINT SYSTEM
- THE CONDITIONS AND TEST REQUIRED FOR TSD APPROVAL OF THIS ARTICLE ARE MINIMUM PERFORMANCE STANDARDS. IT IS THE RESPONSIBILITY OF THOSE DESIRING TO INSTALL THE ARTICLE EITHER ON OR WITHIN A SPECIFIC TYPE OR CLASS OF AIRCRAFT TO DETERMINE THAT THE AIRCRAFT INSTALLATION CONDITIONS ARE WITHIN THE TSD STANDARDS. THE ARTICLE MAY BE INSTALLED ONLY IF FURTHER EVALUATION BY THE APPLICANT (USER/INSTALLER) DOCUMENTS AN ACCEPTABLE INSTALLATION AND IS APPROVED BY THE ADMINISTRATOR.
- ALL DIMENSIONS ARE FULLY EXTENDED (WHERE APPLICABLE)
- THIS ASSEMBLY CONFORMS TO FAA TSD-C114.
- SUB-ASSY CODE  
4044-XXXXXXXXXX  
LAST 4 DIGITS OF WEB P/N PER DWG 502669  
PLATING CODE (1 THRU 9)  
TRIM & FINISH CODE (01 THRU 99)  
SUB-ASSY (201 THRU 399)  
DRAWING NO.
- FOR COMPLETE PART NUMBER SEE TRIM & FINISH TABLE

UNLESS OTHERWISE SPECIFIED:	
DIMENSIONS ARE IN INCHES.	
METRIC ARE IN PARENTHESIS ( )	
DO NOT SCALE DRAWING.	
TOLERANCES:	
XXX.50 .XXX4.250 ANGLES±.5°	
DIMENSIONS APPLY AFTER PROCESSING	
BREZK SHARP EDGES .003-.010	

SCALE	1/2	V.T.

SIZE	CAGE CODE	DWG NO
D	OFWE1	4044

SHEET	1	OF	1

AmSafe, Incorporated  
PHOENIX, ARIZONA

RESTRAINT SYSTEM  
ASSEMBLY

# ENGINEERING ORDER

DRAWING NO. 4044		DRAWING TITLE: RESTRAINT SYSTEM ASSEMBLY			ORIGINATED BY: J.FERNANDEZ			DISTRIBUTION		DISTRIBUTION	
					ORIGINATION DATE: 1-5-01			ENG-3		CTR15-1	
NEXT HIGHER ASSEMBLY N/A		DCN X	LTR -	EO AMENDMENT	EFFECTIVITY			SALES-1		label	
		DDA	LTR	DATE	RELEASE DATE:			DAL-1			
					LOT NO.			CTR14-1			
AFFECTED DOCUMENTS		CLASS		I	II	TOOLING AFFECTED		YES		APPROVAL	
					X			NO		ENGINEERING DATE	
								X		2/16/01 5-2-01	
MFG/TEST/INSP		YES	NO	DWG CHG TYPE		AFFECTED COMPONENTS			REWORK	USE AS IS	SCRAP
CMM/IPL			X	NEW REL	X	RAW MATERIAL				X	
PMA			X	ADD PARTS		IN PROCESS				X	
REGULATORY		*		SUB. PARTS		FINISHED				X	
AFFECTED DOCUMENT NOS.				DIM CHG		HIGHER ASSY					
*FAA APPROVAL				NOTE CHG		1.					
REC'D. 05.25.01				PICTORIAL		2.					
				OTHER					PLANNING DATE		
REASON(S) FOR CHANGE						CHANGE ORIGATION:					
						RFE: 5532 CUSTOMER: BRISTOW HELICOPTERS CSR:/REQ BY: JONATHAN/LISA RFE DATE: 1-5-01					
PRODUCTION CODE(S)		LINE	MKT/PROD	SPECIALTY	MFG GROUP CODE			30-001			
		30	TP	RS5							

DESCRIPTION OF CHANGE(S):

NEW DRAWING REALEASE