

TRIM & FINISH CODE TABLE								
CODE	L1	L2	L3	L4	I.R. ORIENTATION	ITEM 8	ITEM 15	SUPERSEDED BY
01	35.00	35.00	36.00	17.00	BOTTOM DOWN	BEND UP	0	CODE 06
02	35.00	35.00	36.00	17.00	BOTTOM UP	BEND UP	0	CODE 07
03	35.00	35.00	42.00	17.00	BOTTOM DOWN	BEND UP	0	CODE 08
04	35.00	35.00	42.00	17.00	BOTTOM UP	BEND UP	0	CODE 09
05	35.00	35.00	24.00	19.00	---	BEND UP	0	CODE 10
06	35.00	35.00	36.00	17.00	BOTTOM DOWN	BEND UP	4	
07	35.00	35.00	36.00	17.00	BOTTOM UP	BEND UP	4	
08	35.00	35.00	42.00	17.00	BOTTOM DOWN	BEND UP	4	
09	35.00	35.00	42.00	17.00	BOTTOM UP	BEND UP	4	
10	35.00	35.00	24.00	19.00	---	BEND UP	4	
11	35.00	35.00	42.00	50.00	BOTTOM DOWN	BEND UP	4	
12	27.00	27.00	42.00	23.00	BOTTOM UP	BEND DOWN	4	

PLATING CODE TABLE	
CODE	FINISH
1	STANDARD FINISH

THIS DRAWING CONTAINS PROPRIETARY DESIGNS, SPECIFICATIONS, DATA, INFORMATION, AND TECHNICAL MATERIAL THAT ARE THE SOLE PROPERTY OF AM-SAFE, INC. TO BE HELD AND TREATED BY ITS RECIPIENT ON CONFIDENTIAL BASIS, AND NOT TO BE SHOWN, DISCLOSED, REPRODUCED OR MANUFACTURED WITHOUT THE WRITTEN PERMISSION OF AM-SAFE, INC.

REVISIONS

REV	DESCRIPTION	DATE	APPROVED
-	NEW DRAWING RELEASE RFE:6027	5-30-02	DG TL
A	ADDED 03, 04 TO TRIM & FINISH TABLE RFE:6244	1-20-03	DG JH
B	ADDED -4, -211, 05 TO TRIM & FINISH TABLE ITS 10 & 14 WAS 501739-1 RFE:6289	03-03-03	DG JH
C	FOR -211, 4.500 WAS 3.600 RFE-6381	6-02-03	DG JH
D	ADDED ITEM 15, NOTE 13, COLUMN ITEM 15, T & F CODES 06 THRU 10, SUP. BY COLUMN DN T & F CODE TABLE, ADDED SHEET 3 RFE-6403	7-28-03	DG JH
E	REVISED PICTORIAL DN -211 ECR-4239	01-16-04	DG JH
F	ADDED TRIM & FINISH CODE 11 ECR4437	03-26-04	DG JH
G	ITEM 9 WAS: 501580-535 ECR: 4927	11-19-04	DG JH
H	ADDED CODE 12 & IT. 8 TO T & F TABLE ECR: 4955	12-07-04	DG JH

D

D

C

C

B

B

A

A

1 FOR COMPLETE P/N & SUB-ASSY NO. SEE NOTES 4 & 12

2 LABEL TO INCLUDE THE FOLLOWING INFORMATION:
 SUB-ASSY NO. SEE NOTE 12
 PART NO. SEE NOTE 4
 DATE OF MFG. RATED: 3000 LBS
 CONFORMS TO FAA TSO-C114

3 DECAL TO READ AS FOLLOWS:
 SUB-ASSY NO. SEE NOTE 12
 PART NO. SEE NOTE 4
 CALIB: .75-1.5g RATED 2500 LBS
 DATE OF MFG CONFORMS TO FAA TSO-C114

4 PART NUMBER CODE
 4072-X-XXX-XXXX
 LAST 4 DIGITS OF WEB P/N PER DWG 502669
 PLATING CODE (1 THRU 9)
 TRIM & FINISH CODE (01 THRU 99)
 CONFIGURATION (1 THRU 9)
 DRAWING NO.

5 FOR WEBBING AND THREAD PART NO./COLOR/SPECIFICATION/
 SOURCE SEE DWG NO 502669.

6 PRODUCTION TEST PER E503402-2.

7 ALL DIMENSIONS ARE FULLY EXTENDED (WHERE APPLICABLE)

8 THIS ASSEMBLY CONFORMS TO FAA TSO-C114.

9 THE CONDITIONS AND TEST REQUIRED FOR TSO APPROVAL OF THIS ARTICLE ARE MINIMUM PERFORMANCE STANDARDS. IT IS THE RESPONSIBILITY OF THOSE DESIRING TO INSTALL THE ARTICLE EITHER ON OR WITHIN A SPECIFIC TYPE OR CLASS OF AIRCRAFT TO DETERMINE THAT THE AIRCRAFT INSTALLATION CONDITIONS ARE WITHIN THE TSO STANDARDS. THE ARTICLE MAY BE INSTALLED ONLY IF FURTHER EVALUATION BY THE APPLICANT (USER/INSTALLER) DOCUMENTS AN ACCEPTABLE INSTALLATION AND IS APPROVED BY THE ADMINISTRATOR.

10 REPAIR OR DISASSEMBLY OF THIS SYSTEM MAY BE CARRIED OUT ONLY BY AM-SAFE INC (USA) OR AM-SAFE LTD (UK) OR AN AM-SAFE APPROVED REPAIR STATION. AM-SAFE INC IS NOT RESPONSIBLE FOR DAMAGE OR MALFUNCTION RESULTING FROM ANY UNAUTHORIZED ATTEMPT TO REPAIR OR DISASSEMBLE THE RESTRAINT SYSTEM

11 LABEL TO INCLUDE THE FOLLOWING INFORMATION:
 SUB-ASSY NO. SEE NOTE 12
 PART NO. SEE NOTE 4
 DATE OF MFG. RATED: 2500 LBS
 CONFORMS TO FAA TSO-C114

12 SUB-ASSY CODE
 4072-XXXXXXXXXX
 LAST 4 DIGITS OF WEB P/N PER DWG 502669
 PLATING CODE (1 THRU 9)
 TRIM & FINISH CODE (01 THRU 99)
 SUB-ASSY (201 THRU 399)
 DRAWING NO.

13 SEE TRIM & FINISH TABLE FOR ITEM 15 REQ.

QTY.	REQD.	PER ASSY	PART OR IDENTIFYING NO.	NOMENCLATURE OR DESCRIPTION	MATERIAL OR NOTE	SPECIFICATION	ITEM
			502913	PLUG			15
1	1		505150-1	LABEL			14
			442878	END FITTING	S/D 444684		13
1	2	2	500976-425	PULL TAB			12
1	2	2	503050-409	ADJUSTER ASSY			11
		1	505150-1	LABEL			10
		1	501580-585	INERTIA REEL ASSY			9
		1	500782-17	END FITTING			8
1		1	503964-1	WEB SLIDE			7
1	2	2	500986-1	CONNECTOR			6
		1	504459-409-72	CONNECTOR ASSY			5
		1	502750-411	BUCKLE ASSY	MODEL 501000		4
A/R	A/R	A/R		THREAD	69		3
A/R	A/R	A/R		THREAD	207		2
A/R	A/R	A/R		WEBBING	T1200-5	CLR/CUST REQ	1
X			-211	SHOULDER HARNESS			
X			-209	SHOULDER HARNESS			
	X		-207	SHOULDER HARNESS			
		X	-205	SHOULDER HARNESS			
		X	-203	CONNECTOR HALF			
		X	-201	BUCKLE HALF			
		X	-4	RESTRAINT SYSTEM ASSY			
		X	-3	RESTRAINT SYSTEM ASSY			
		X	-2	RESTRAINT SYSTEM ASSY			
		X	-1	RESTRAINT SYSTEM ASSY			

UNLESS OTHERWISE SPECIFIED:
 DIMENSIONS ARE IN INCHES.
 METRIC ARE IN PARENTHESIS ()
 DO NOT SCALE DRAWING.
 TOLERANCES:
 .XX± .50 .XXX± .250 ANGLES± 5°
 DIMENSIONS APPLY AFTER PROCESSING
 DRAWING INTERPRETATION PER ANSI Y 14.5
 BREAK SHARP EDGES .003 - .010
 NEXT ASSY

LIST OF MATERIAL

Am-Safe, Incorporated
 1043 N. 47TH AVE, PHOENIX, AZ USA 85043
 PH: 1+(602)8502850 FAX: 1+(602)8502812

DRAWN: T.E.KOWALSKI 5-21-2002
 CHECK: D.GOETZ 05-21-02
 DESIGN: D.GOETZ 05-30-02
 PROJ: T.LITTLEMAN 5-30-02
 SCALE: 1/2 WT.

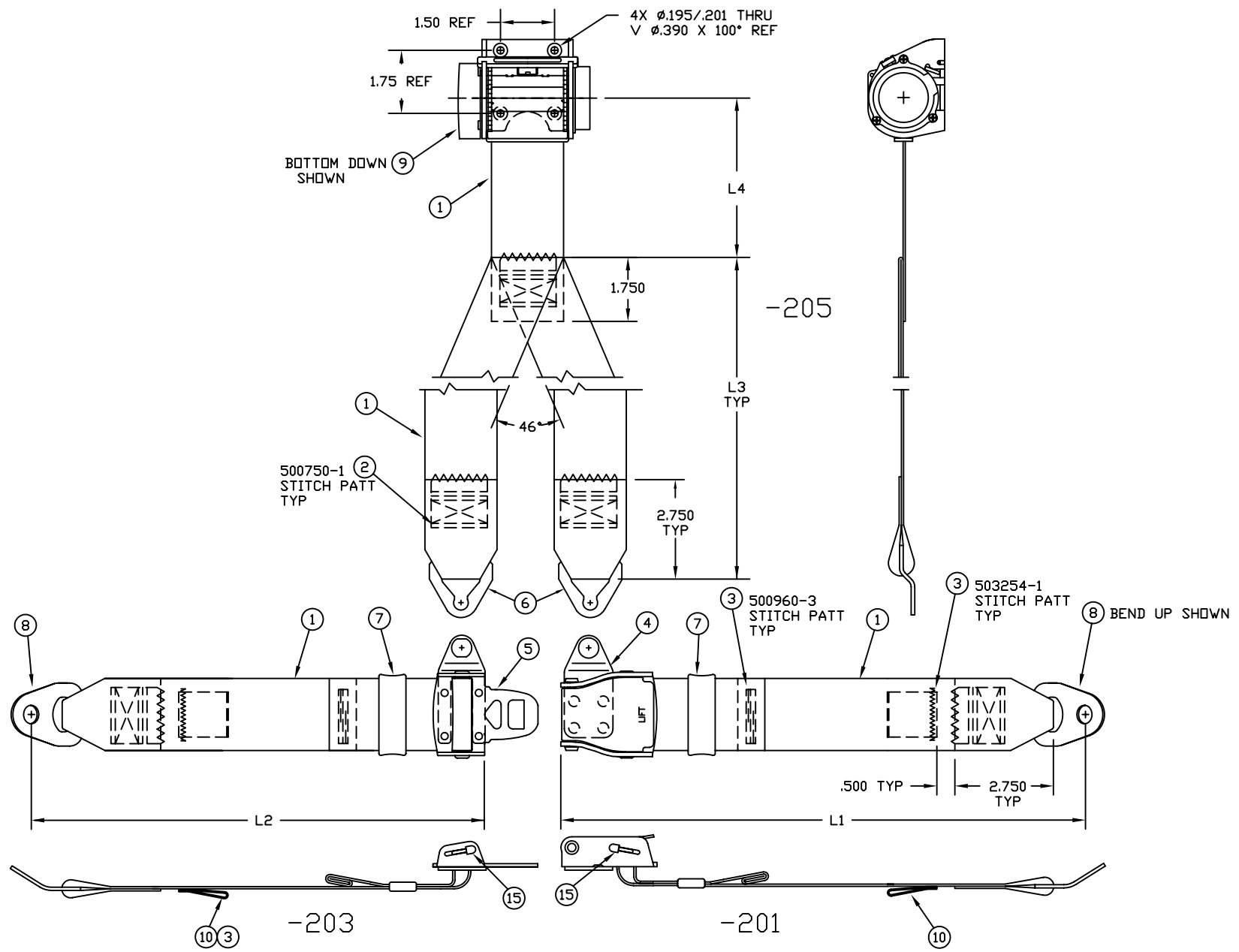
DWG TITLE
RESTRAINT SYSTEM ASSEMBLY

SIZE: D CAGE CODE: OFWE1 DWG NO: 4072 REVISION: H SHEET: 1 OF 3

8 | 7 | 6 | 5 | 4 | 3 | 2 | 1

THIS DRAWING CONTAINS PROPRIETARY DESIGNS, SPECIFICATIONS, DATA, INFORMATION, AND TECHNICAL MATERIAL THAT ARE THE SOLE PROPERTY OF AM-SAFE, INC. TO BE HELD AND TREATED BY ITS RECIPIENT ON CONFIDENTIAL BASIS, AND NOT TO BE SHOWN, DISCLOSED, REPRODUCED OR MANUFACTURED WITHOUT THE WRITTEN PERMISSION OF AM-SAFE, INC.

REVISIONS
SEE SHEET-1



QTY. REQD. PER ASSY	PART OR IDENTIFYING NO.	NOMENCLATURE OR DESCRIPTION	MATERIAL OR NOTE	SPECIFICATION	ITEM
LIST OF MATERIAL					
<p>UNLESS OTHERWISE SPECIFIED: DIMENSIONS ARE IN INCHES. METRIC ARE IN PARENTHESIS () DO NOT SCALE DRAWING. TOLERANCES: .XX± .50 .XXX± .250 ANGLES± 5° DIMENSIONS APPLY AFTER PROCESSING DRAWING INTERPRETATION PER ANSI Y 14.5 BREAK SHARP EDGES .003 - .010</p>					
<p>Am-Safe, Incorporated 1043 N. 47TH AVE, PHOENIX, AZ USA 85043 PH: 1+(602)8502850 FAX: 1+(602)8502812</p>		<p>DWG TITLE RESTRAINT SYSTEM ASSEMBLY</p>			
<p>DRAWN: CHECK: DESIGN: PROJ: SCALE:</p>	<p>SIZE D</p>	<p>CAGE CODE OFWE1</p>	<p>DWG NO 4072</p>	<p>REVISION H</p>	<p>SHEET 2 OF 3</p>

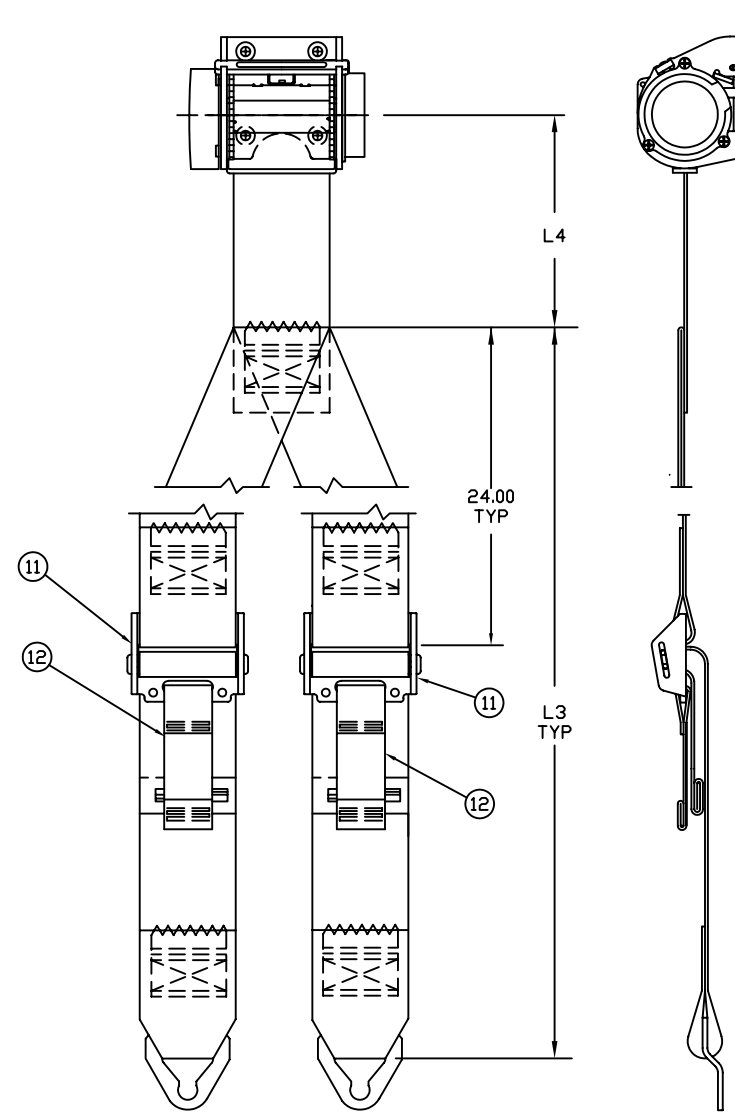
8 | 7 | 6 | 5 | 4 | 3 | 2 | 1

THIS DRAWING CONTAINS PROPRIETARY DESIGNS, SPECIFICATIONS, DATA, INFORMATION, AND TECHNICAL MATERIAL THAT ARE THE SOLE PROPERTY OF AM-SAFE, INC. TO BE HELD AND TREATED BY ITS RECIPIENT ON CONFIDENTIAL BASIS, AND NOT TO BE SHOWN, DISCLOSED, REPRODUCED OR MANUFACTURED WITHOUT THE WRITTEN PERMISSION OF AM-SAFE, INC.

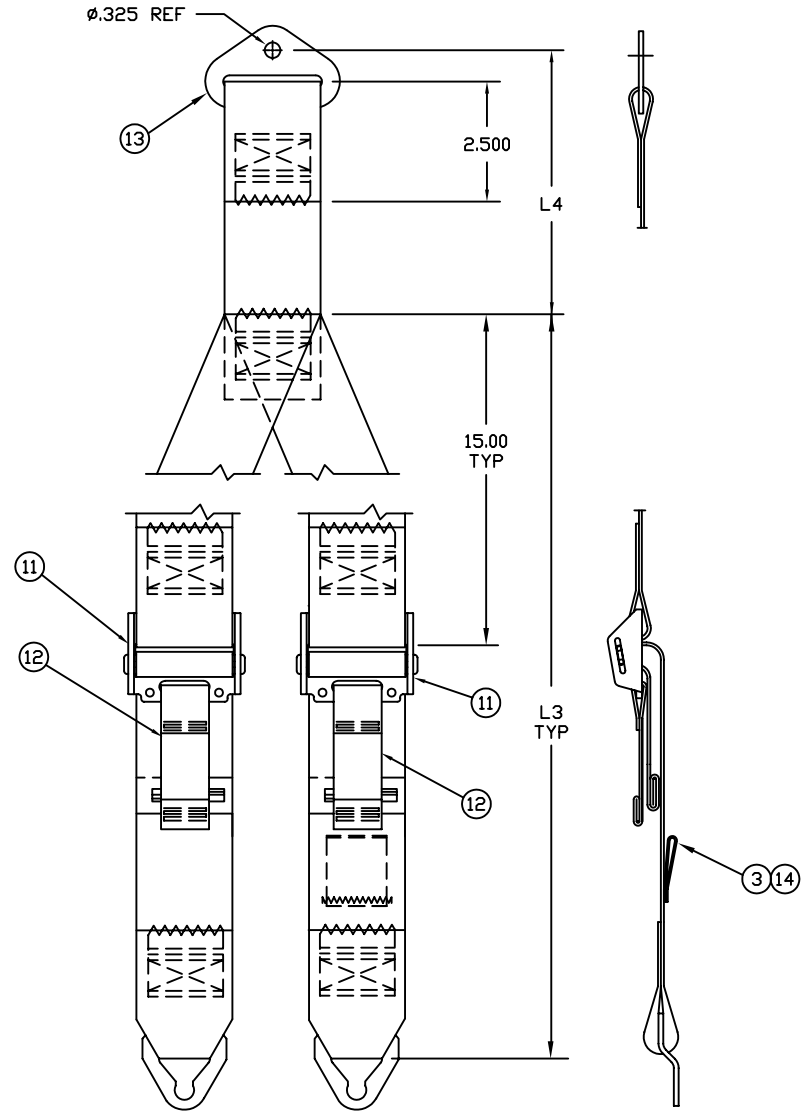
REVISIONS
SEE SHEET-1

D
C
B
A

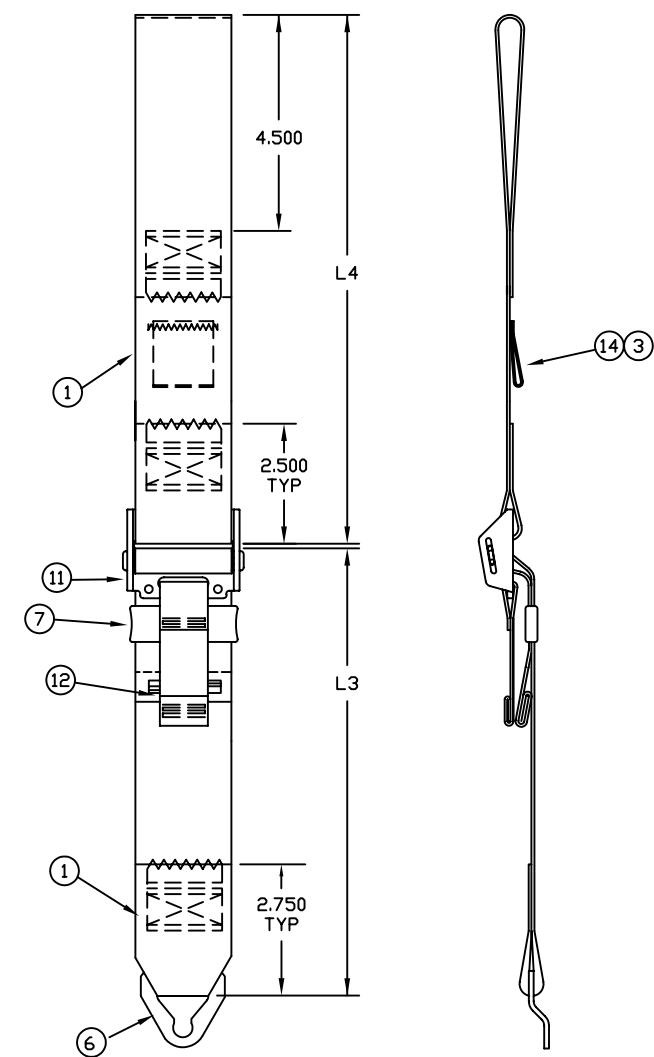
D
C
B
A



-207
SAME AS -205
EXCEPT AS SHOWN



-209
SAME AS -205
EXCEPT AS SHOWN



-211

QTY.	REQD. PER ASSY	PART OR IDENTIFYING NO.	NOMENCLATURE OR DESCRIPTION	MATERIAL OR NOTE	SPECIFICATION	ITEM
		LIST OF MATERIAL				
		UNLESS OTHERWISE SPECIFIED: DIMENSIONS ARE IN INCHES. METRIC ARE IN PARENTHESIS () DO NOT SCALE DRAWING. TOLERANCES: .XX±.50 .XXX±.250 ANGLES± 5° DIMENSIONS APPLY AFTER PROCESSING DRAWING INTERPRETATION PER ANSI Y 14.5 BREAK SHARP EDGES .003 - .010				
		Am-Safe, Incorporated 1043 N. 47TH AVE, PHOENIX, AZ USA 85043 PH: 1+(602)8502850 FAX: 1+(602)8502812		DVG TITLE RESTRAINT SYSTEM ASSEMBLY		
		SIZE	CAGE CODE	DWG NO	REVISION	SHEET
		D	OFWE1	4072	H	3 OF 3

ENGINEERING ORDER

DRAWING NO. 4072		DRAWING TITLE: REST SYS ASSY			ORIGINATED BY: M. PARKER			DISTRIBUTION		DISTRIBUTION	
NEXT HIGHER ASSY N/A		DCN X	LTR H	EO AMENDMENT	CLASS MAJOR	EFFECTIVITY					
		DDA	LTR	DATE	MINOR X	RELEASE DATE: 12-7-04	LOT NO.				
AFFECTED DOCUMENTS		TOOLING AFFECTED: YES NO X		A-078 REVIEWED	YES N/A	ENG. QA.	APPROVAL				
YES	NO	DWG CHG TYPE		AFFECTED COMPONENTS			N/A	REWORK	USE AS IS	SCRAP	ENGINEERING DATE 11/30/04
MFG/TEST/INSP	X	NEW REL		RAW MATERIAL			X				DESIGN DATE 11-30-04
CMM/IPL	X	ADD PARTS X		IN PROCESS			X				QUALITY DATE 12-02-04
PMA	X	SUB. PARTS		FINISHED			X				MANUFACTURING DATE 12-06-04
REGULATORY	*	DIM CHG		HIGHER ASSY							MARKETING/CUST DATE 11-30-04
AFFECTED DOC NOS.		NOTE CHG		1.							PLANNING DATE 12-12-04
*FAA NOTIFICATION		PICTORIAL		2.							
		OTHER									
REASON(S) FOR CHANGE							CHANGE ORIGATION:				
CUSTOMER REQUEST							ECR: 4955 CUSTOMER: LAZAIR AIRCRAFT ECR REQ BY: CAMERON ELMER ECR REQ DATE: 11.23.04				
PRODUCTION CODE(S)		LINE XX	MKT/PROD XX	SPECIALTY XX-X	MFG GROUP CODE			XX-XXX			
DESCRIPTION OF CHANGE(S):											
ADDED CODE 12 AND ITEM 8 TO TRIM & FINISH CODE TABLE											